

ANNUAL REPORT

Fiscal Year 2005

Education as the Gateway to Women's Economic Security

Purpose, Power, and Progress was not only the theme of the 2005 National Convention, it also framed the American Association of University Women's agenda for the 2004-05 fiscal year—one marked with momentous occasions, historic changes, and forward-thinking research.

AAUW and the AAUW Educational Foundation boards approved the new programmatic theme: Education as the Gateway to Women's Economic Security. It represents a shared commitment to build a coordinated, collaborative, and contemporary portfolio of AAUW programs that will serve the mission, support and engage members and prospective members, and move the organization forward in a focused and strategic manner.

Purpose

Raise Awareness of Inequity

One of the most prominent accomplishments of FY 2005 was the release of *Tenure Denied: Cases of Sex Discrimination in Academia*, published through a collaboration between the AAUW Educational Foundation and the AAUW Legal Advocacy Fund.* The report was released at a press conference on Oct. 19, 2004. It details the stories of female pro-

fessors who took their fight for tenure to the courts and provides a personal look into the toll on these women's lives and careers, as well as illustrating how students suffer when excellent educators face these obstacles.

Tenure Denied garnered the attention of key targeted media. Broadcast and print coverage included CNN, PBS,

The Chronicle of Higher Education, *Christian Science Monitor*, *Women in Higher Education*, *The Legal Times*, and *The Yale Daily News*.

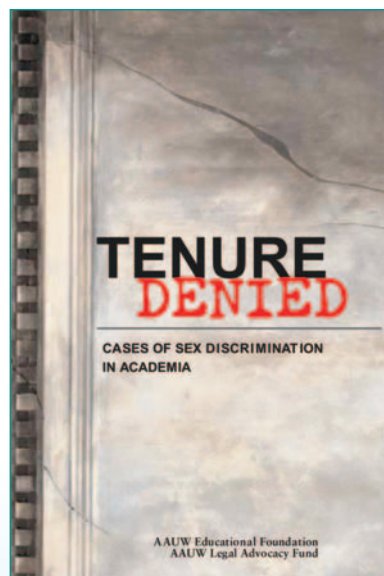
Power

Successfully Advocate for Women and Girls

AAUW backed several successful legislative actions, including strengthening the Perkins Vocational and Technical Education Act to better assist women and girls move into nontraditional fields.

Taking the Hill by storm on Lobby Day at the National Convention, hundreds of members joined the "Big Teal Machine" to lobby to protect Social Security against privatization and to modernize the Higher Education Act.

On the virtual front, AAUW members used the e-postcard, *Girls Can Do the Math*, to raise awareness on



* The AAUW Legal Advocacy Fund (LAF) officially merged with the AAUW Educational Foundation on April 26, 2005, becoming a program of the AAUW Educational Foundation. LAF remains the nation's largest legal fund focused solely on sex discrimination in higher education.


Girls can do the math on judicial nominations.

218 Judicial nominees under President Bush
-10 Have been filibustered

208 Reasons to oppose the "nuclear option"
 That's a **95%** confirmation rate.

Tell your senators to do the math.

Protect the filibuster. Promote a fair judiciary.
 Because equity is still an issue.



Learn more and take action.
 Visit www.aauw.org today.

the organization's position regarding judicial nominations and the nuclear option threatening the Senate filibuster.

This attention-getting communications approach was so effective that C-SPAN asked Lisa Maatz, director of Public Policy and Government Relations, to appear on a "Washington Journal" broadcast on judicial nominations and filibusters.

Progress

A New Vision for Women's Leadership

Nearly 1,000 members and interested others attended the 2005 AAUW National Convention, held in Washington, D.C., June 24–27, to hone their



AAUW members took on Capitol Hill and lobbied to protect Social Security and modernize the Higher Education Act.

skills in advocacy, outreach, and community involvement while charting the course for a new vision in women's leadership.

Speakers at the conference included former Secretary of State Madeleine Albright, AAUW Achievement Award recipient; Jehan Sadat, former first lady of Egypt and the Anwar Sadat Chair for Peace and Development at the University of Maryland; and Rep. Eleanor Holmes Norton (D-DC), winner of the 2005 AAUW Legal Advocacy Fund Speaking Out for Justice Award.

At the convention, members voted to open membership to graduates who hold an associate's degree or the equivalent.

Since its inception in 1881, AAUW membership has been limited to those who have a bachelor's degree from a four-year college or university. This historic change marks a new beginning in expanding the reach of AAUW's mission.


AAUW Educational Foundation awarded \$3.5 million in grants and fellowships to nearly 200 extraordinary women around the world, continuing its long-standing record as one of the largest sources of funding for graduate women.



Former Secretary of State Madeleine Albright speaks at the Foundation Night Banquet in June 2005.

These are just some of AAUW's many FY 2005 accomplishments. But they are just steps on the path to equity for all women and girls.

In FY 2006, AAUW continues to build upon the new programmatic theme, Education as the Gateway to Women's Economic Security, in helping women on campus, in the workplace, and throughout their lives.



The following are the fiscal year 2004-05 audited financial statements for AAUW's two corporate groups: the Association, a 501(c)(4) corporation, combined with its affiliated 501(c)(3) Leadership and Training Institute; and the AAUW Educational Foundation, a 501(c)(3) organization, combined with the Rawalt Trust, a 501(c)(3) organization. In addition, during fiscal year 2004-05, the Legal Advocacy Fund, a 501(c)(3) organization, was merged into the AAUW Educational

Foundation. These statements include the Consolidated Statement of Financial Position and the Consolidated Statement of Activities for both corporate groups.

Each corporate group was audited separately and conducted in accordance with auditing standards generally accepted in the United States. The full auditor's reports are available through AAUW.

American Association of University Women & Affiliate

Consolidated Statement of Financial Position

June 30, 2005

	Association	LTI	Total
Assets			
Cash and cash equivalents	\$791,207	\$426,362	\$1,217,569
Investments	3,417,825	766,895	4,184,720
Accounts receivable	72,205	11,832	84,037
Promises to give	10,000	22,180	32,180
Accrued interest	16,367		16,367
Due from (to) affiliate	236,432	(236,432)	-
Inventory	6,877		6,877
Prepaid expenses	50,503		50,503
Total assets	\$4,601,416	\$990,837	\$5,592,253
Liabilities and Net Assets			
Liabilities			
Accounts payable and accrued expenses	\$749,842	\$53,211	\$803,053
Due to Foundation	6,229	125,983	132,212
Line-of-credit	1,500,000		1,500,000
Deferred revenue	1,134,526		1,134,526
Total liabilities	3,390,597	179,194	3,569,791
Net assets			
Unrestricted			
General	1,179,864	789,643	1,969,507
IRA Sweepstakes	20,955		20,955
Temporarily restricted	10,000	22,000	32,000
Total net assets	1,210,819	811,643	2,022,462
Total liabilities and net assets	\$4,601,416	\$990,837	\$5,592,253

To read the Notes to the Consolidated Financial Statements, please visit www.aauw.org

American Association of University Women & Affiliate

Consolidated Statement of Activities Year Ended June 30, 2005

	Association	LTI	Total
Unrestricted activities			
Revenue and support			
Branch and other membership dues	\$2,603,957	\$ -	\$2,603,957
Members-at-large membership dues	1,016,438		1,016,438
	3,620,395	-	3,620,395
Convention and meetings	368,602	87,537	456,139
Contributions	209,348	2,187	211,535
Interest and dividends	113,509	10,609	124,118
Label sales	73,713		73,713
Insurance	53,430		53,430
Other	24,213		24,213
Advertising	14,363		14,363
Member service programs	14,228		14,228
	4,491,801	100,333	4,592,134
Net assets released from restriction - satisfaction of program restrictions		99,765	99,765
Total revenue and support	4,491,801	200,098	4,691,899
Expense			
Program services			
Membership services	1,488,479		1,488,479
Public policy and government relations	760,332		760,332
Communications, publications, and marketing	610,881	21,013	631,894
Meetings and convention	575,026	8,367	583,393
General programs	243,130	254,470	497,600
Total program services	3,677,848	283,850	3,961,698
Supporting services			
Fundraising	626,501	29,632	656,133
Management and general	246,678	877	247,555
Total supporting services	873,179	30,509	903,688
Total expense	4,551,027	314,359	4,865,386
Change in unrestricted net assets from operations	(59,226)	(114,261)	(173,487)
Contribution to LAF	(280,998)		(280,998)
Return on investments			
Realized gain	35,869		35,869
Unrealized loss	(1,998)	(15,364)	(17,362)
Investment management fees	(24,917)	(390)	(25,307)
	8,954	(15,754)	(6,800)
Change in unrestricted net assets	(331,270)	(130,015)	(461,285)
Temporarily restricted activities			
Contributions	10,000	29,526	39,526
Net assets released from restriction		(99,765)	(99,765)
Change in temporarily restricted net assets	10,000	(70,239)	(60,239)
Change in net assets	(321,270)	(200,254)	(521,524)
Net assets, July 1, 2004	1,532,089	1,011,897	2,543,986
Net assets, June 30, 2005	\$1,210,819	\$811,643	\$2,022,462

To read the Notes to the Consolidated Financial Statements, please visit www.aauw.org

American Association of University Women Educational Foundation

Consolidated Statement of Financial Position June 30, 2005

	Unrestricted	Temporarily Restricted		Total	Permanently Restricted	Total
		Operating	Non-Operating			
Assets						
Cash and cash equivalents - Note B	\$226,308	\$ -	\$ -	\$ -	\$ -	\$226,308
Investments - Notes B, C	2,709,536	6,381,643	15,860,355	22,241,998	88,271,119	113,222,653
Accounts receivable	137,648			-		137,648
Accrued interest receivable	30,710	9		9	350	31,069
Promises to give, net - Note D			1,451,756	1,451,756		1,451,756
Due from Association - Note E	132,212			-		132,212
Due from (to) affiliate		(10,500)		(10,500)	10,500	-
Due from (to) funds	7,654,341	3,148,013	(7,307,829)	(4,159,816)	(3,494,525)	-
Prepaid expense and other	126,230	27,024		27,024		153,254
Property and equipment, net - Note F	7,774,331			-		7,774,331
Total assets	\$18,791,316	\$9,546,189	\$10,004,282	\$19,550,471	\$84,787,444	\$123,129,231
Liabilities and Net Assets						
Liabilities						
Accounts payable and accrued expenses	\$408,452	\$ -	\$ -	\$ -	\$ -	\$408,452
Committed awards and grants payable - Note G	3,862,271			-		3,862,271
Security deposits - Note H	12,487			-		12,487
Pooled income benefits	496,650			-		496,650
Charitable gift annuities	541,933			-		541,933
Total liabilities	5,321,793	-	-	-	-	5,321,793
Net assets	13,469,523	9,546,189	10,004,282	19,550,471	84,787,444	117,807,438
Total liabilities and net assets	\$18,791,316	\$9,546,189	\$10,004,282	\$19,550,471	\$84,787,444	\$123,129,231

To read the Notes to the Consolidated Financial Statements, please visit www.aauw.org

American Association of University Women Educational Foundation

Consolidated Statement of Activities Year Ended June 30, 2005

	Unrestricted	Temporarily Restricted			Permanently Restricted	Total
		Operating	Non-Operating	Total		
Revenue and support						
Interest and dividend income	\$413,694	\$4,461	\$ -	\$4,461	\$4,097,292	\$4,515,447
Endowment draw		3,231,200		3,231,200	(3,231,200)	-
Contributions	541,716	1,038,936	1,530,774	2,569,710	1,253,771	4,365,197
Less adjustments			(54,664)	(54,664)		(54,664)
	541,716	1,038,936	1,476,110	2,515,046	1,253,771	4,310,533
Rental income - Notes E, H	603,265			-		603,265
Other income	125,504	153,594		153,594		279,098
	1,684,179	4,428,191	1,476,110	5,904,301	2,119,863	9,708,343
Net assets released from restrictions	5,892,961	(5,892,961)		(5,892,961)		-
Transfers and permanent restrictions	(266,763)	1,197,410	(3,340,249)	(2,142,839)	2,409,602	-
Total revenue and support	7,310,377	(267,360)	(1,864,139)	(2,131,499)	4,529,465	9,708,343
Expense						
Program services						
American fellowship	2,783,795					2,783,795
International fellowship	1,429,750					1,429,750
Eleanor Roosevelt	618,687					618,687
General programs and communications	593,845					593,845
Research and projects	531,696					531,696
Legal Advocacy	529,033					529,033
Total program services	6,486,806	-	-	-	-	6,486,806
Supporting services						
Fundraising	1,267,095					1,267,095
Management and general - operations	229,131					229,131
Management and general - tenants	415,585					415,585
Total supporting services	1,911,811	-	-	-	-	1,911,811
Total expense	8,398,617	-	-	-	-	8,398,617
Change in net assets from operations	(1,088,240)	(267,360)	(1,864,139)	(2,131,499)	4,529,465	1,309,726
Forgiveness of debt - Note E	(48,944)	329,942		329,942		280,998
Prior year transfers - Note K	733,014	2,479,470	(1,543,707)	935,763	(1,668,777)	-
Return on investments						
Realized gain (loss)	788,982	19		19	7,485,066	8,274,067
Unrealized gain (loss)	731,671	4,004		4,004	(4,559,391)	(3,823,716)
Investment management fees	(11,839)	(5,069)		(5,069)	(386,336)	(403,244)
	1,508,814	(1,046)	-	(1,046)	2,539,339	4,047,107
Change in net assets	1,104,644	2,541,006	(3,407,846)	(866,840)	5,400,027	5,637,831
Net assets, July 1, 2004 - Note J	12,364,879	7,005,183	13,412,128	20,417,311	79,387,417	112,169,607
Net assets, June 30, 2005	\$13,469,523	\$9,546,189	\$10,004,282	\$19,550,471	\$84,787,444	\$117,807,438

To read the Notes to the Consolidated Financial Statements, please visit www.aauw.org